ANNE ARUNDEL COUNTY
FOOD BANK

Hunger Action Month

Kick-Off Event

Hunger Amidst Plenty

Featuring Dr. Pam Brown highlighting food insecurity issues found in the Poverty Amidst Plenty report.

ANNE ARUNDEL COUNTY FOOD BANK

Hunger Action Month

Hunger Amidst Plenty, 2021

Pamela M. Brown, PhD
Executive Director

Anne Arundel County Partnership for Children, Youth & Families

Just the Food Facts …

- There are over 51,000 food insecure people in Anne Arundel County (Feeding America, 2021).
- 11,072 households receive SNAP benefits (U.S. Census Bureau, 2021).
- Approximately 75,000 residents in Anne Arundel County face the problem of not having access to affordable and healthy foods because they live in a food desert (Anne Arundel County Department of Health, 2020)
- In 2020, 35.4 percent of Anne Arundel County children received free and reduced meals (AACPS, 2021)

Every year in the US, over 40 percent of food gets thrown away. $162 billion in waste annually.

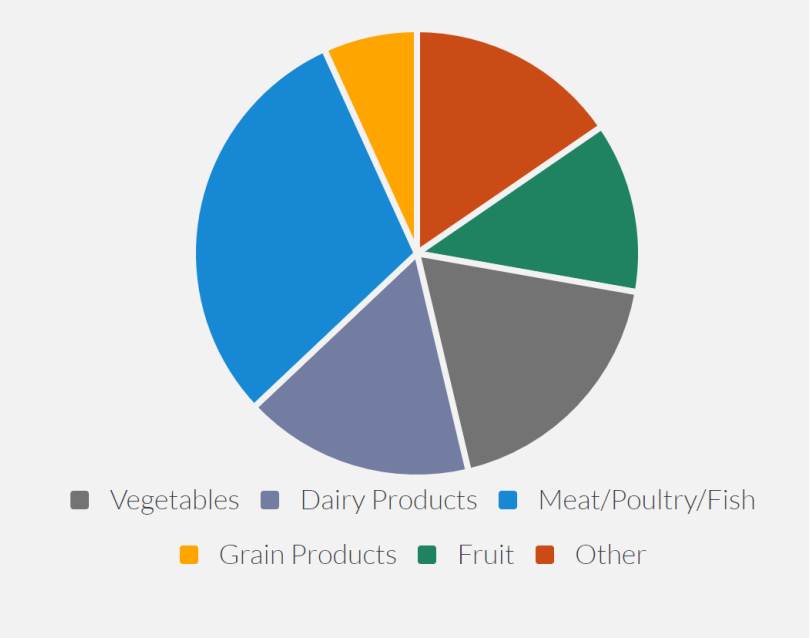

National Resources Defense Council, n.d.

Overall Food Insecurity in Anne Arundel County, 2019

Food insecurity: USDA's measure of :

Lack of access, at times, to enough food for an active, healthy life for all household members

Limited or uncertain availability of nutritionally adequate foods.

Food-insecure households are not necessarily food insecure all the time. Food insecurity may reflect a household's need to make trade-offs between important basic needs, such as housing or medical bills, and purchasing nutritionally adequate foods.

Food Deserts

- Food deserts are defined by the United States Department of Agriculture (USDA) as urban neighborhoods and rural towns without ready access to fresh, healthy and affordable food.
- Typically, these areas are low-income, where the population lacks economic resources to travel for food purchases.
- There are 17 census tracts which are considered food deserts in Anne Arundel County located in Glen Burnie, Brooklyn Park, Linthicum Heights, Eastport, Fort Meade, Jessup and Severn

74,522
county residents currently reside in a **food desert**

The number of **free lunches** served daily to students has increased 7% in four years

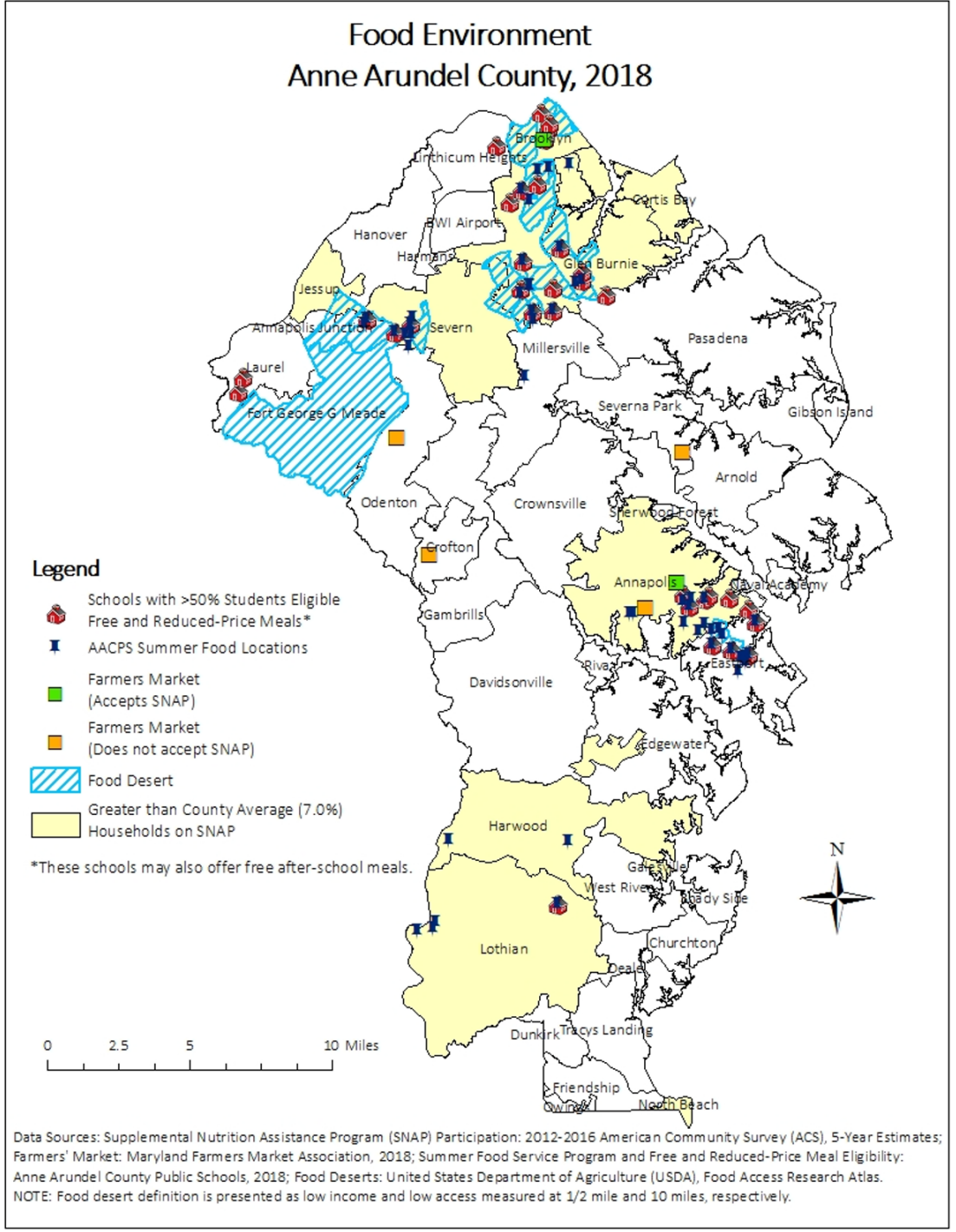

Data Sources: Supplemental Nutrition Assistance Program (SNAP) Participation: 2012-2016 American Community Survey (ACS), 5-Year Estimates; Farmers' Market: Maryland Farmers Market Association, 2018; Summer Food Service Program and Free and Reduced-Price Meal Eligibility: Anne Arundel County Public Schools, 2018; Food Deserts: United States Department of Agriculture (USDA), Food Access Research Atlas.
NOTE: Food desert definition is presented as low income and low access measured at 1/2 mile and 10 miles, respectively.

Access to Healthy Food
Anne Arundel County, 2019

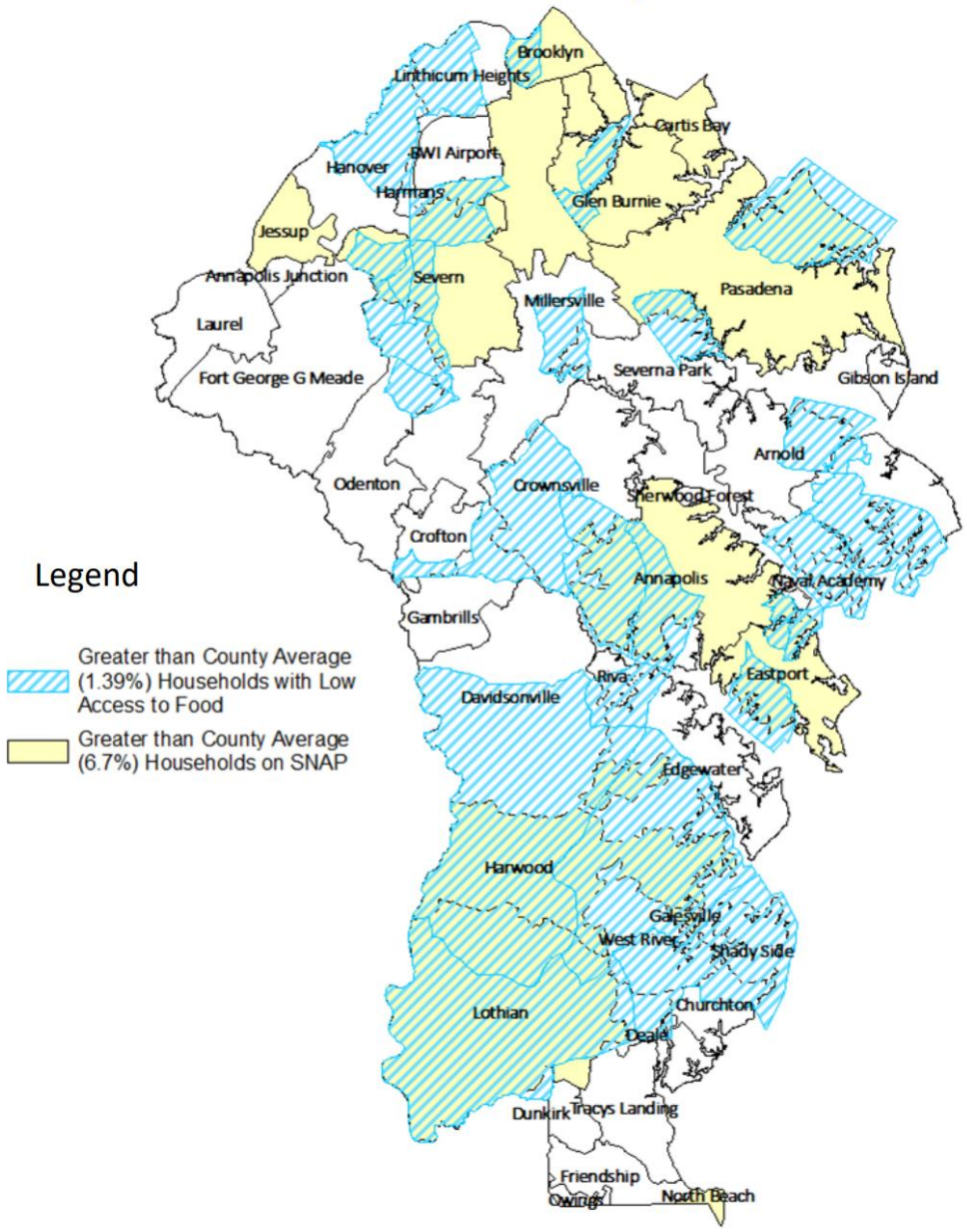

Data Source: Supplemental Nutrition Assistance Program (SNAP) Participation: 2013-2017 American Community Estimates; Low Access Areas: United States Department of Agriculture (USDA) Food Access Research Atlas.
NOTE: Low access is defined as the percentage of housing units more than 1 mile from nearest supermarket or grocery store without access to vehicle.

Anne Arundel County, 2017

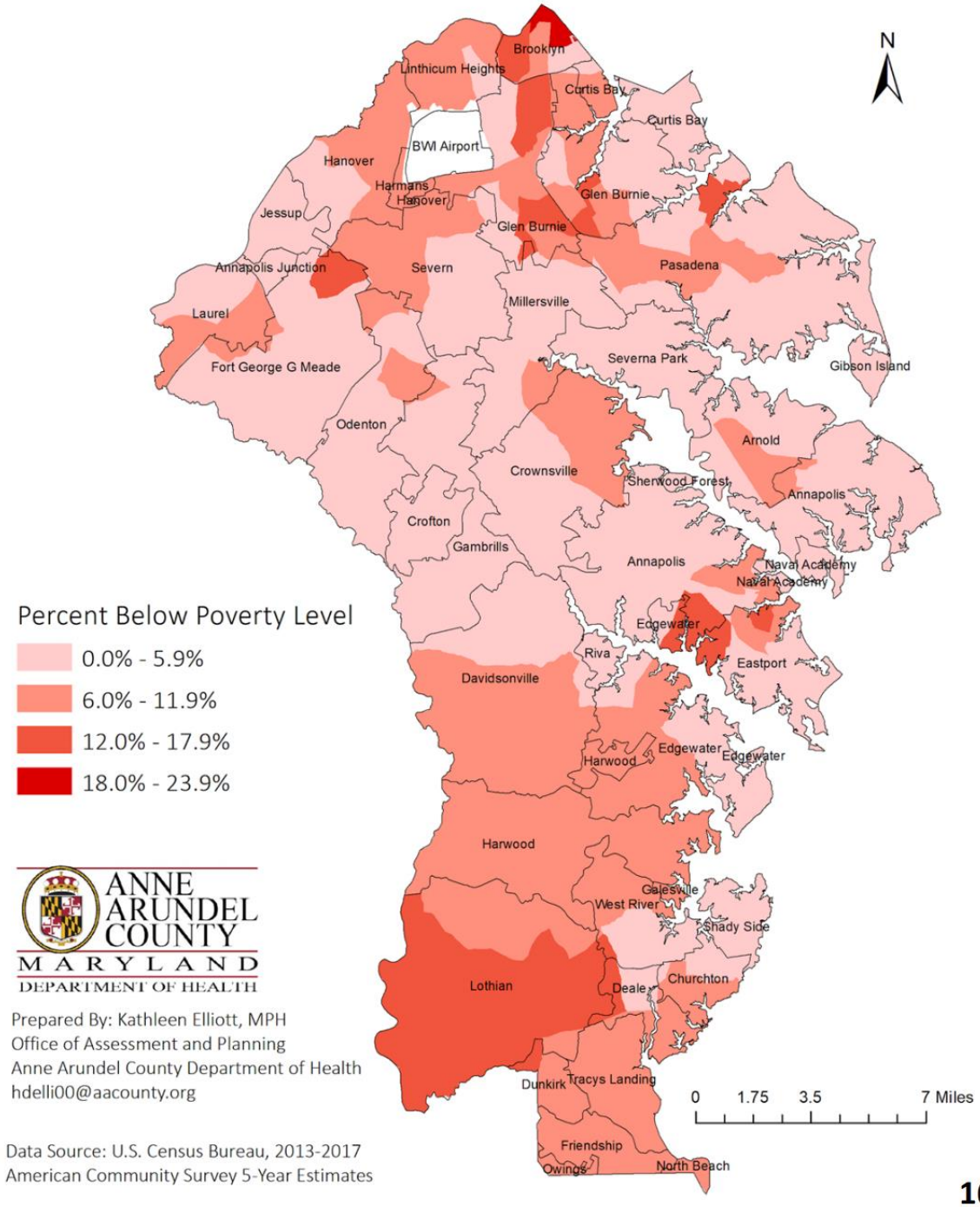

ANNE ARUNDEL COUNTY
MARYLAND
DEPARTMENT OF HEALTH

Prepared By: Kathleen Elliott, MPH
Office of Assessment and Planning
Anne Arundel County Department of Health
hdelli00@aacounty.org

Data Source: U.S. Census Bureau, 2013-2017 American Community Survey 5-Year Estimates

Lets talk about the children …

- One in six children in America suffers from real hunger.
- 13 million U.S. children are considered food insecure,
- even more families are "a $500 car repair or a broken arm away from food insecurity”
- Maryland is home to 205,890 hungry children”
- 16,290 hungry children in Anne Arundel County

- Hungry kids also are prone to fighting, hyperactivity, aggression, anxiety, mood swings and bullying
- Children in families who don't know where their next meal is coming from are more likely than kids who have enough nutritious food to eat to have lower test scores and overall academic achievement.
- Hungry kids are more likely to skip school, have to repeat a grade or not finish school at all, limiting their chances of getting a good job.
- They're also more likely to suffer chronic health conditions such as anemia and asthma, require hospitalization and suffer oral health problems.

Child Food Insecurity in Anne Arundel County

16,290 food insecure children (2018)

Child insecurity rate 10.9%

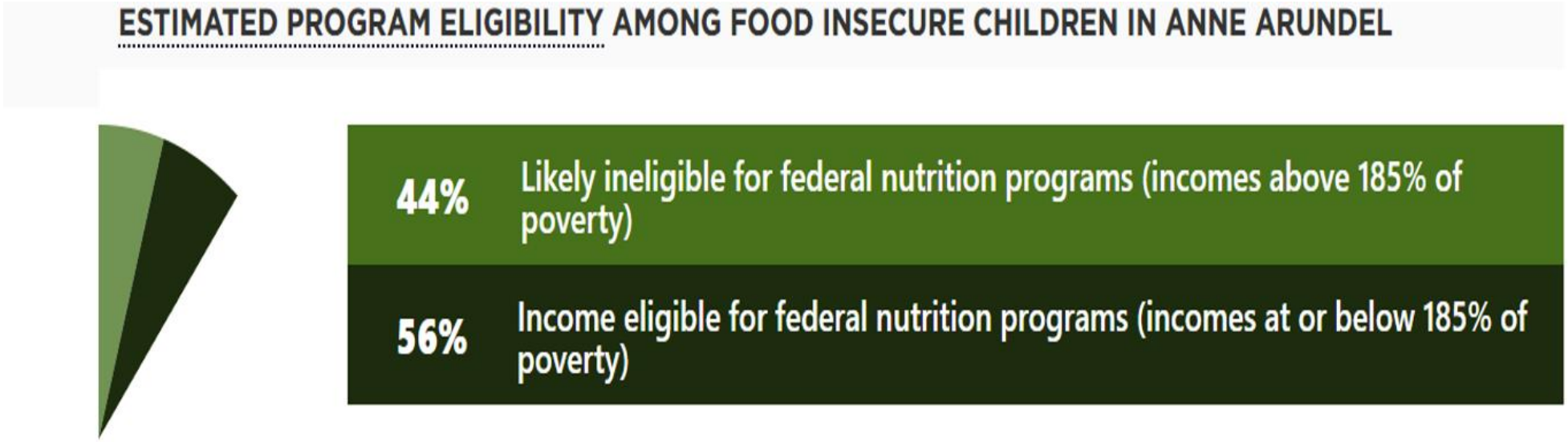

Race/Ethnicity/Poverty and Food Insecuirty

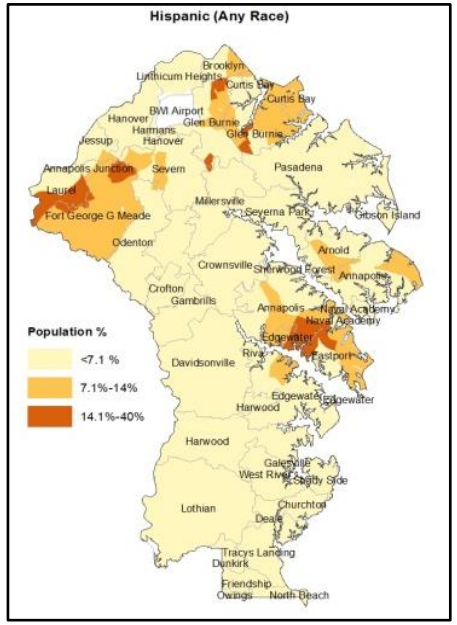

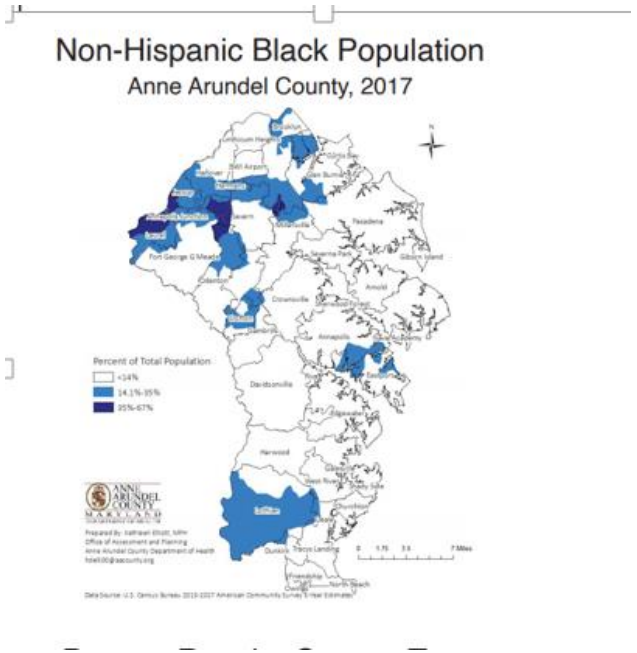

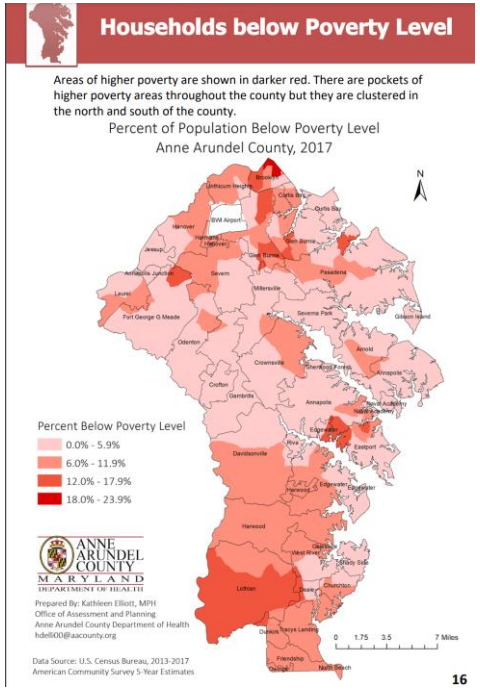

The average food insufficiency rate for Latinx households in MD is 14.9 percent

Black households reported food insufficiency about three times more often than White households.

Food Research and Action Center, 2021.

Households on Food Stamps/SNAP Benefits by Race/Ethnicity, Anne Arundel County, 2016-2018

- 11,072 households receive SNAP benefits (American Community Survey, 2019 estimates).
- The median income of those receiving SNAP benefits is $45,693 (American Community Survey, 2019 estimates).
- The average cost of a meal is $3.47 in Anne Arundel County (Feeding America, 2021)
-

Households on Food Stamps/SNAP Benefits	2016	2017	2018
White, NH	4.4%	4.6%	3.4%
Black, NH	19.3%	12.0%	9.9%
Hispanic	18.8%	13.2%	10.6%
Asian, NH	8.9%	4.4%	4.8%

Anne Arundel County Department of Health, 2020

Life Expectancy

Data Source: American Medical Association, Addressing Social Determinants of Health: Beyond the Clinic Walls

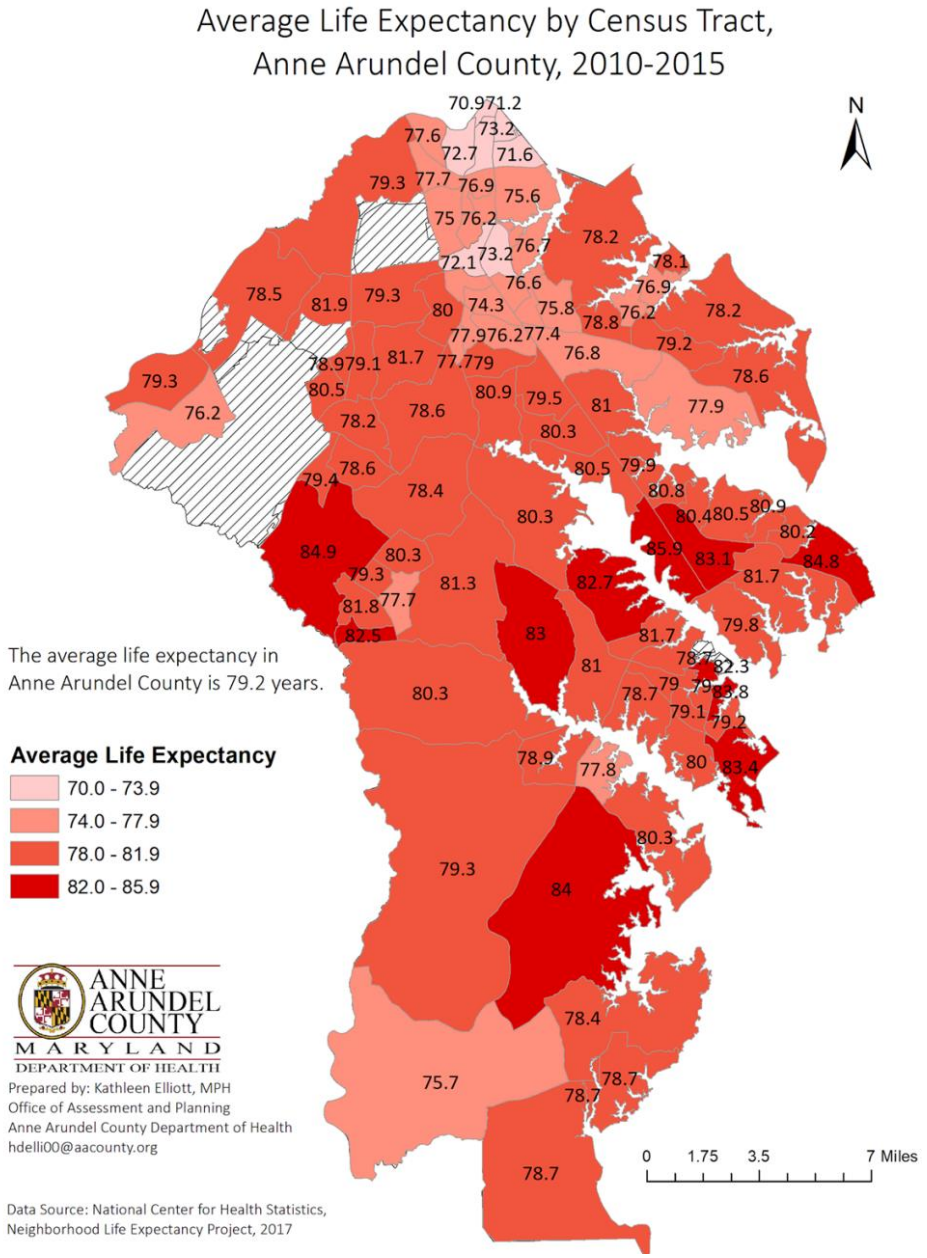

Color and Geography of Social Determinants:

Race/Ethnicity: Income, High School Diploma, Low Birth Weight, Food Desert, Low Income Housing, 2016

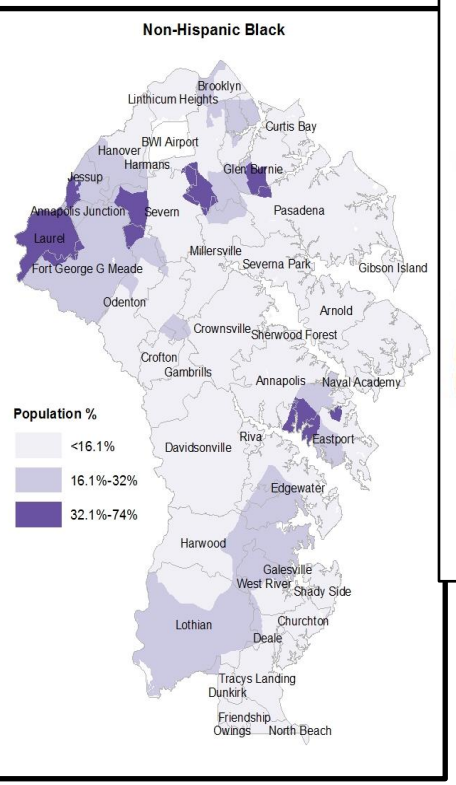

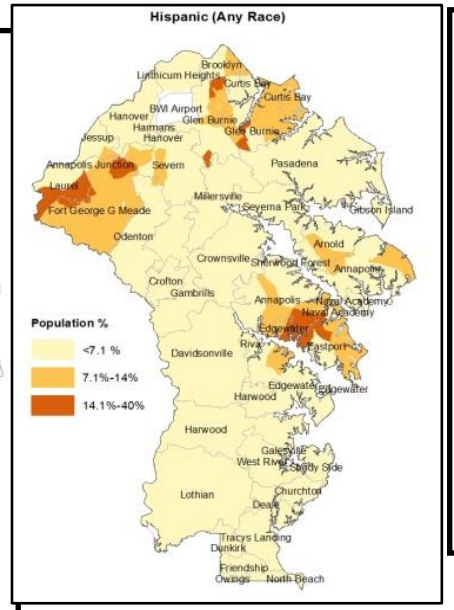

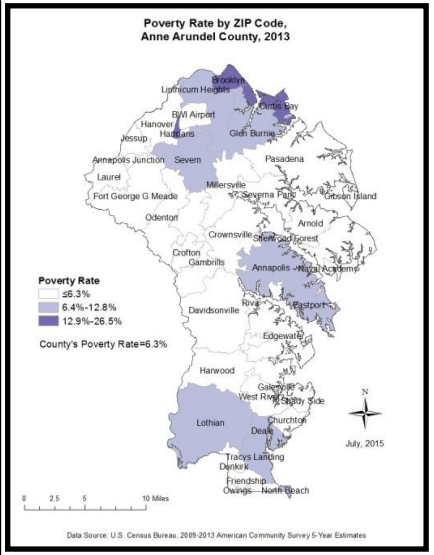

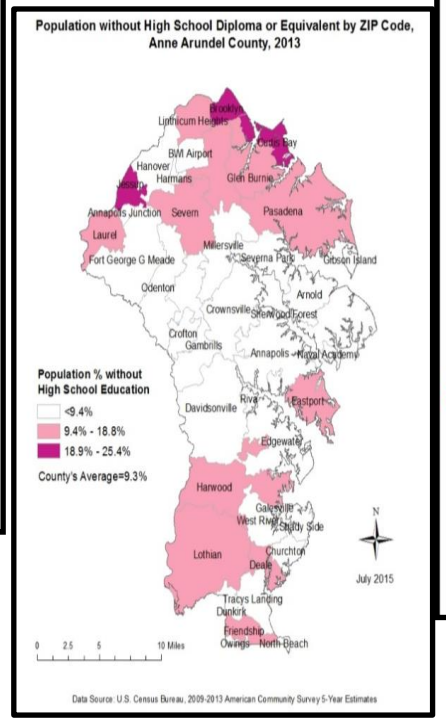

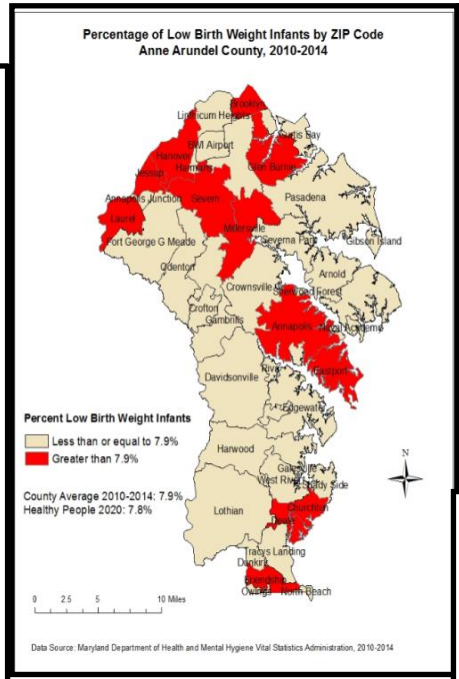

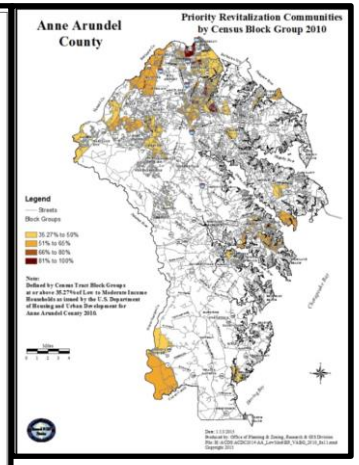

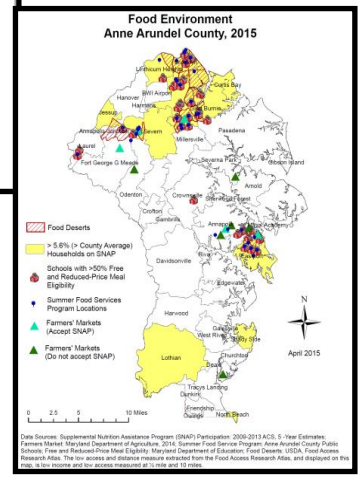

Impact of COVID …

Food insufficiency has increased:

April 2020, 9.5 percent of households reported food insufficiency in the prior seven days.

Food insufficiency rose to a peak of 13.7 percent in late December 2020

Reasons for higher food insufficiency during COVID-19 include higher prices for food, unemployment, disrupted community social support networks ,and the loss of meals due to school and daycare closures.

Poverty has increased

The monthly poverty rate hit a pandemic-era high of 17.3 percent in August. It declined to 16 percent in October (2020)

Researchers estimated 18 million people were lifted out of poverty in April by the federal relief package (April, 2020).

Before the crisis, the monthly child poverty rate was 18.7 percent, reached an estimated 21.4 percent in August and in December came down to 19.9 percent. (2020)

Poor health has increased:

COVID-19 was the third-leading cause of death in 2020. For survivors, there are indications of persistent side effects, or “long COVID.” T There has also been an increase in mental health challenges.

Fear of COVID-19 and loss of health insurance have caused individuals to delay seeking care for COVID-19, disease management,and disease prevention (Food Research and Action Center, 2021).

Food Services – Pandemic Driven

Legend

Senior Centers

Mobile Sites

School Sites (Meals for children ages 2 to 18)

Pantries on the Go

- Pantry
- Soup Kitchen
- Pet Pantry
- Baby Pantry
- Clothing Bank
- Senior Pantry

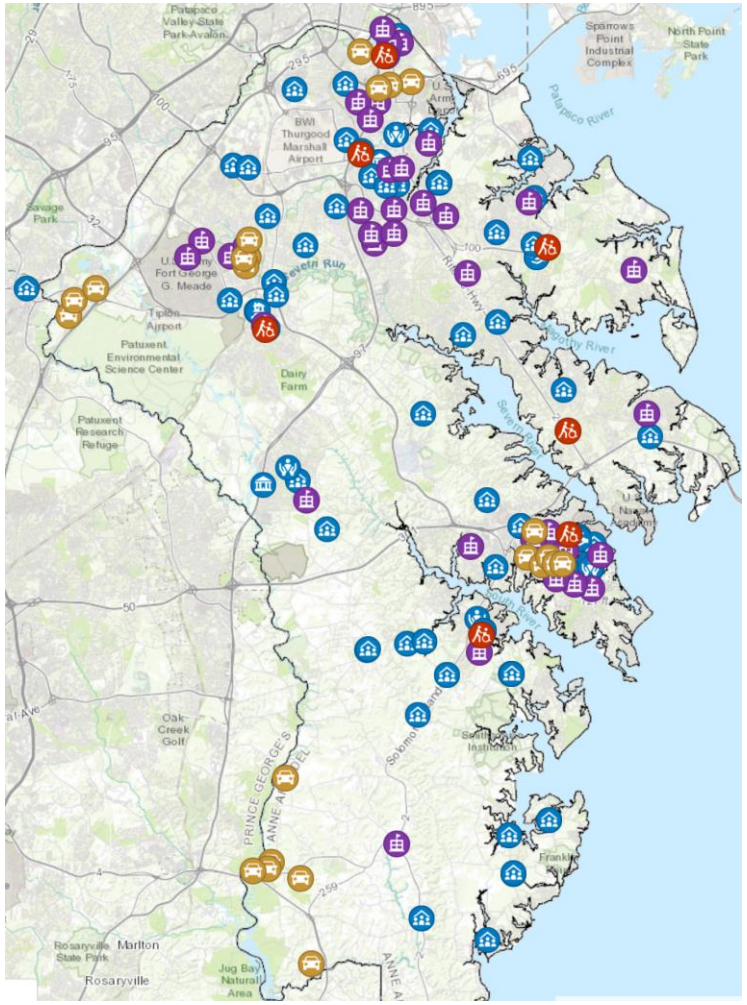

Partners

AA County Schools
Anne Arundel County Food Bank
Maryland Food Bank
National Food Rescue
Not for Profits
Department of Aging and Disabilities
Department of Social Services
The Faith Community
Annapolis Police Dept.
AA County Police Dept.
Centro de Ayuda

What the Anne Arundel County Partners Achieved …

Anne Arundel County Pandemic Food Insecurity Final Count, June 2021	
Metric	**Total Number**
New SNAP Applications	38,978
Households served at food pantries	53,147
Individuals served at Pantries on the Go	322,147
Food delivery trips	2,030
Meals served to older adults	558,890
Feed Anne Arundel	74,575
Food Bags	171,000
Other food distribution	23,743
Anne Arundel County, 2021	

Pandemic - Food Aid for Children

P-EBT

- The Maryland Department of Human Services/Maryland State Department of Education operating a Pandemic Electronic Benefit Transfer (P-EBT) Program.
- Covers breakfast, lunch, and a snack for eligible children who would have received these meals at their school, for five days a week. Can be used anywhere SNAP/EBT accepted
- The benefit for the 2020-2021 school year is valued at $6.82 per day

Anne Arundel County School System

- Feeding children – do not have to be eligible for free lunch
- 31 school sites from noon to 12:30 p.m. Monday through Friday
- serving breakfast, lunch, and dinner
- 21 additional mobile meal sites
- Served over 10,265,281 meals since the pandemic began (Data through August 13, 2021).

A Call to Action …

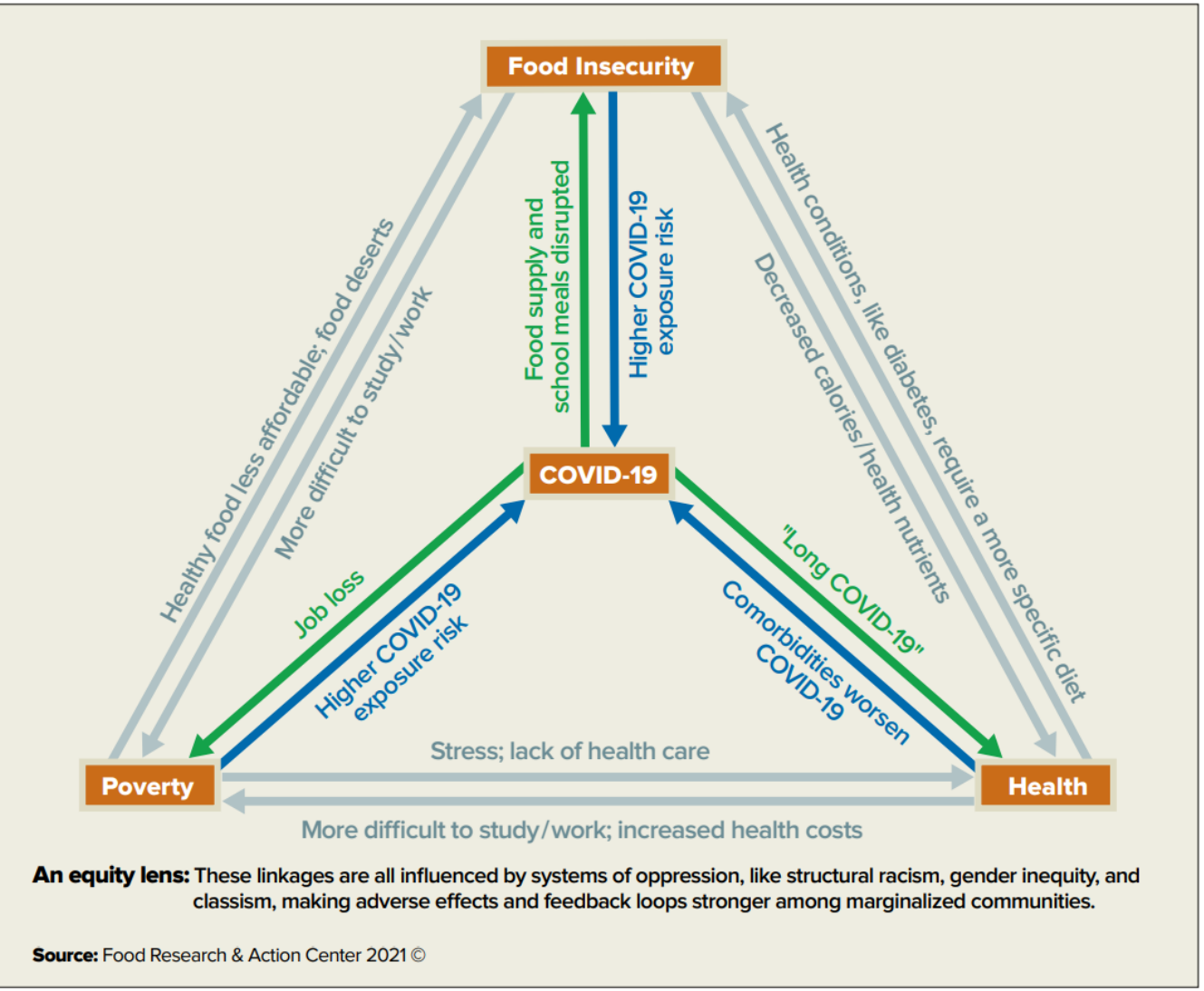

Anne Arundel County: We have work to do!!!

Short term

Food pantries, food deliveries, food bags, basic needs, shelter for our homeless

Longer term

Create healthy food access
Provide affordable housing
Address disparities related to race/ethnicity/income and ability
Create well-paying jobs
Provide transportation access
Affordable and quality childcare

ANNE ARUNDEL COUNTY
FOOD BANK

Hunger Action Month

Take Action!

- **Raise awareness**
- **Raise funds**
- **Host a food drive**
- **Do the Activities:** **<u>For each activity you complete during Hunger Action Month, the Jessica & Bruce Morgenstern Local Impact Fund will give $5 to the Anne Arundel County Food Bank, up to $5,000!</u>**

Download the calendar, mark off the dates, and then email it back to communications@aafoodbank.org to have your activity dates counted. Each person can raise $150 for the Anne Arundel County Food Bank by doing an activity a day.

ANNE ARUNDEL COUNTY
FOOD BANK

It’s our mission to fight hunger ensuring that all those in need have access to food and basic necessity items throughout Anne Arundel County.

More information:
www.aafoodbank.org/action
communications@aafoodbank.org